Method 1
Horizontal Fixing Method

Method 2
Ability to adjust sensor along groove through 30 degrees





C-slots, patented product

The horizontal locking method applies to applications where the installation space is narrow and cannot be locked from above the groove

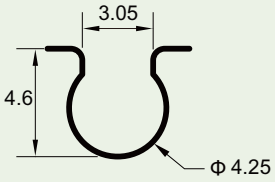



- **Stainless steel housing**
- **Corrosion resistant**
- **Integrated injection molding**
- **Cutting fluid resistant**

SPECIFICATION

TYPE / CHARACTERISTIC	AL-24MDF	AL-24MN	AL-24MP
SWITCHING LOGIC	Normally Open	Solid State Output, Normally Open	
SENSOR TYPE	2 Wire Solid State	NPN Current Sinking	PNP Current Sinking
OPERATING VOLTAGE	8~30V DC	5~30V DC	
SWITCHING CURRENT	1 ~ 50 mA	0 ~ 100 mA	
SWITCHING RATING	1.5 W Max.	6 W Max.	
CURRENT CONSUMPTION	NONE	3.5 mA Max. @ 24V DC	3.5 mA Max. @ 24V DC
VOLTAGE DROP	4.0V Max. @ 50mA DC	0.8 V Max. @ 200 mA DC	
LEAKAGE CURRENT	90 μA Max.	0.01 mA Max.	
INDICATOR	Red LED	Red LED	Green LED
CABLE	Φ2.2, 2C, Grey Oil-Resistant PUR/PVC	Φ2.2, 3C, Grey Oil-Resistant PUR\PVC	
SENSITIVITY	40 ~ 800 Gauss	40 ~ 800 Gauss	
SWITCHING FREQUENCY	900 Hz	900 Hz	
TEMPERATURE RANGE	-20~80℃	-20~80℃	
SHOCK	50 G	50 G	
VIBRATION	9 G	9 G	
ENCLOSURE CLASSIFICATION	IP 68 (GB/T 4208-2017)	IP 68 (GB/T 4208-2017)	
PROTECTION CIRCUIT	Power reverse protection Surge suppression overload protection short circuit protection		
CE Certificate NO.	**E8A 053334 0014**	**E8A 053334 0014**	**E8A 053334 0014**
3C Certificate NO.	/	/	/
CNEx Certificate NO.	**CNEx21.2238X**	**CNEx21.2239X**	
Connection Diagram	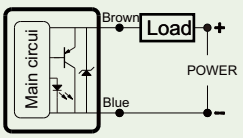	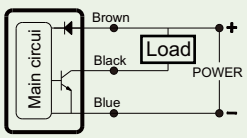	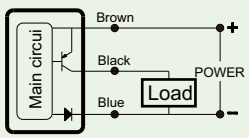

AL-24MDF
AL-24MDF-QC8/QJ8
AL-24MDF-QC12(QJ12)
AL-24MDF-EZ2M

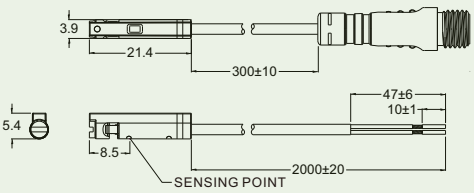

AL-24MN(P)
AL-24MN(P)-QC8/QJ8
AL-24MN(P)-QC12(QJ12)
AL-24MN(P)-EZ3M

Options: See part number codes descriptions on page 09

QUICK CONNECTOR (IEC61076-2-101/IEC61076-2-104)

2 wire connector wiring

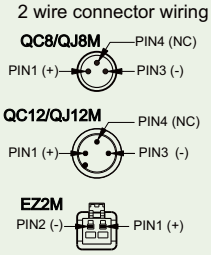

3 wire connector wiring

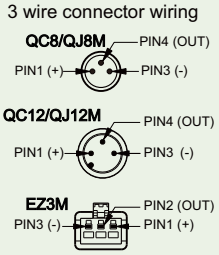

IP68 REACH CE CNEx RoHS