



DFGG Series

Optimized sensitivity design.
Prevent the magnetic interference from.

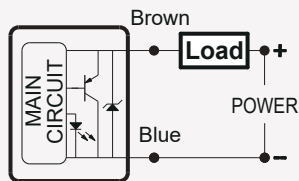


Model	DFGG	DFGGN	DFGGP
Sensor logic	Normally Open	Normally Open	
Output type	2 Wire Solid State	NPN Current Sinking	PNP Current Soucing
voltage range	10 ~ 30V DC	5 ~ 30V DC	
Sensor current	1 ~ 50 mA	0 ~ 200 mA	
Sensor Rating	1.5 W Max.	6 W Max.	
Consumption	/	3 mA Max.	
Voltage drop	2.65V Max. @ 50mA	0.5V Max. @ 100mA	
Leakage current	90 μ A Max. @ 24V	0.01 mA Max.	
Indicator	Red LED	Red LED	Green LED
Cable	ϕ 2.8, 2C, Grey Oil-Resistant PVC	ϕ 2.8, 3C, Grey Oil-Resistant PVC	
Sensitivity	25 ~ 800 Gauss	25 ~ 800 Gauss	
Sensor frequency	900Hz	800Hz	
Temperature	-10 ~ 70 C	-10 ~ 70 C	
Shock	50G	50G	
Vibration	9G	9G	
Ingress Protection	IP68(BI-R200810105A-04)	IP68(BI-R200810105A-04)	
Protection circuit	Surge Suppression	Power Reverse Polarity; Surge Suppression	

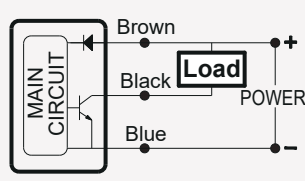
1. Measuring standard target: 15.5 * 8 * 5t(Anisotropic Plastic Magnet).
2. Sin Wave 3 Directions(X/Y/Z) /3 Times Each Direction / 11mS Each Time.
3. Double Amplitude 1.5mm / 10Hz~55Hz~10Hz(Sweep 1min) / 3 Directions(X/Y/Z) / 1Hour Each Time.

Connect diagram

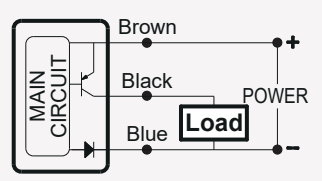
DFGG



DFGGN

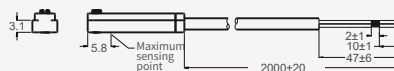


DFGGP



Product Specifications (Unit: mm)

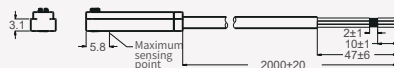
DFGE



DFGE-QC8



DFGEN(P)



DFGEN(P)-QC8

